

BS ISO 10579:2010



BSI Standards Publication

Geometrical product  
specifications (GPS) —  
Dimensioning and  
tolerancing  
— Non-rigid parts

raising standards worldwide™

Provided by IHS  
No reproduction or networking permitted without license from IHS

Not for Resale

National foreword

This British Standard is the UK implementation of ISO 10579:2010.

The UK participation in its preparation was entrusted to Technical Committee TDW/4, Technical Product Realization.

A list of organizations represented on this committee can be obtained on request to its secretary.

This publication does not purport to include all the necessary provisions of a contract. Users are responsible for its correct application.

© BSI 2010

ISBN 978 0 580 68307 7

ICS 01.100.20

Compliance with a British Standard cannot confer immunity from legal obligations.

This British Standard was published under the authority of the Standards Policy and Strategy Committee on 31 July 2010

Amendments issued since publication

Date	Text affected
------	---------------

---

# INTERNATIONAL STANDARD

BS ISO 10579:2010

**ISO**  
**10579**

Second edition  
2010-03-01

---

---

## Geometrical product specifications (GPS) — Dimensioning and tolerancing — Non-rigid parts

*Spécification géométrique des produits (GPS) — Cotation et  
tolérancement — Pièces non rigides*



Reference number  
ISO 10579:2010(E)

© ISO 2010

**PDF disclaimer**

This PDF file may contain embedded typefaces. In accordance with Adobe's licensing policy, this file may be printed or viewed but shall not be edited unless the typefaces which are embedded are licensed to and installed on the computer performing the editing. In downloading this file, parties accept therein the responsibility of not infringing Adobe's licensing policy. The ISO Central Secretariat accepts no liability in this area.

Adobe is a trademark of Adobe Systems Incorporated.

Details of the software products used to create this PDF file can be found in the General Info relative to the file; the PDF-creation parameters were optimized for printing. Every care has been taken to ensure that the file is suitable for use by ISO member bodies. In the unlikely event that a problem relating to it is found, please inform the Central Secretariat at the address given below.



**COPYRIGHT PROTECTED DOCUMENT**

© ISO 2010

All rights reserved. Unless otherwise specified, no part of this publication may be reproduced or utilized in any form or by any means, electronic or mechanical, including photocopying and microfilm, without permission in writing from either ISO at the address below or ISO's member body in the country of the requester.

ISO copyright office  
Case postale 56 • CH-1211 Geneva 20  
Tel. + 41 22 749 01 11  
Fax + 41 22 749 09 47  
E-mail [copyright@iso.org](mailto:copyright@iso.org)  
Web [www.iso.org](http://www.iso.org)

Published in Switzerland

## Foreword

ISO (the International Organization for Standardization) is a worldwide federation of national standards bodies (ISO member bodies). The work of preparing International Standards is normally carried out through ISO technical committees. Each member body interested in a subject for which a technical committee has been established has the right to be represented on that committee. International organizations, governmental and non-governmental, in liaison with ISO, also take part in the work. ISO collaborates closely with the International Electrotechnical Commission (IEC) on all matters of electrotechnical standardization.

International Standards are drafted in accordance with the rules given in the ISO/IEC Directives, Part 2.

The main task of technical committees is to prepare International Standards. Draft International Standards adopted by the technical committees are circulated to the member bodies for voting. Publication as an International Standard requires approval by at least 75 % of the member bodies casting a vote.

Attention is drawn to the possibility that some of the elements of this document may be the subject of patent rights. ISO shall not be held responsible for identifying any or all such patent rights.

ISO 10579 was prepared by Technical Committee ISO/TC 213, *Dimensional and geometrical product specifications and verification*.

This second edition cancels and replaces the first edition (ISO 10579:1993), which has been technically revised.

## Introduction

This International Standard is a geometrical product specification (GPS) standard and is to be regarded as a global GPS standard (see ISO/TR 14638)[4]. It influences chain links 1, 2 and 3 of the chain of standards on form of line independent of datum, form of line dependent on datum, form of surface independent of datum, form of surface dependent on datum, orientation, location, circular run-out and total run-out in the general GPS matrix.

For more detailed information on the relation of this standard to other standards and the GPS matrix model, see Annex B.

Certain parts, when removed from their manufacturing environment, may deform significantly from their defined limits owing to their weight, flexibility or the release of internal stresses resulting from the manufacturing processes.

These parts are defined as “non-rigid parts” and the deformation is acceptable provided that the parts may be brought within the indicated tolerance by applying reasonable force to facilitate inspection and assembly.

Depending on the design function and the part's interface with its mating components, instead of, or in addition to, assessing the part conventionally (in its free state condition), it may be necessary to assess the part when subject to restraint that is no greater than those accepted in the assembled condition.

Parts in this category include both those of inherently rigid material (such as thin metal parts) and those of inherently flexible material (such as rubber, plastics, etc.).

# Geometrical product specifications (GPS) — Dimensioning and tolerancing — Non-rigid parts

## 1 Scope

This International Standard gives rules for dimensioning and tolerancing non-rigid parts where restraining of features is required during verification of dimensions and tolerances specified on a drawing.

## 2 Normative references

The following referenced documents are indispensable for the application of this document. For dated references, only the edition cited applies. For undated references, the latest edition of the referenced document (including any amendments) applies.

ISO 1101:2004, *Geometrical Product Specifications (GPS) — Geometrical tolerancing — Tolerances of form, orientation, location and run-out*

## 3 Terms and definitions

For the purposes of this document, the following terms and definitions apply.

### 3.1

#### **non-rigid part**


part which deforms to an extent that in the free state is beyond the dimensional and/or geometrical tolerances on the drawing

### 3.2

#### **free state**

condition of a part subjected only to the force of gravity

## 4 Basic principles

The distortion of a non-rigid part must not exceed that which allows the part to be brought within specified tolerances for verification and positioning at assembly, or assembled, by applying pressure or forces not exceeding those which can be expected under normal assembly conditions. It is impossible to avoid the effect of natural forces such as gravity, but the extent of distortion may depend upon the orientation of the part and condition of the part in the free state. If it is necessary to indicate the tolerance in the free state, the conditions under which the tolerance is to be achieved (i.e. the direction of gravity, conditions in which it is to be supported, etc.) may have to be indicated in a note, as shown in Annex A. For non-rigid parts, identified on the drawing by the added statement “ISO 10579-NR”, the restrained condition applies unless the dimensions and tolerances are qualified by the symbol , see Clause 5.

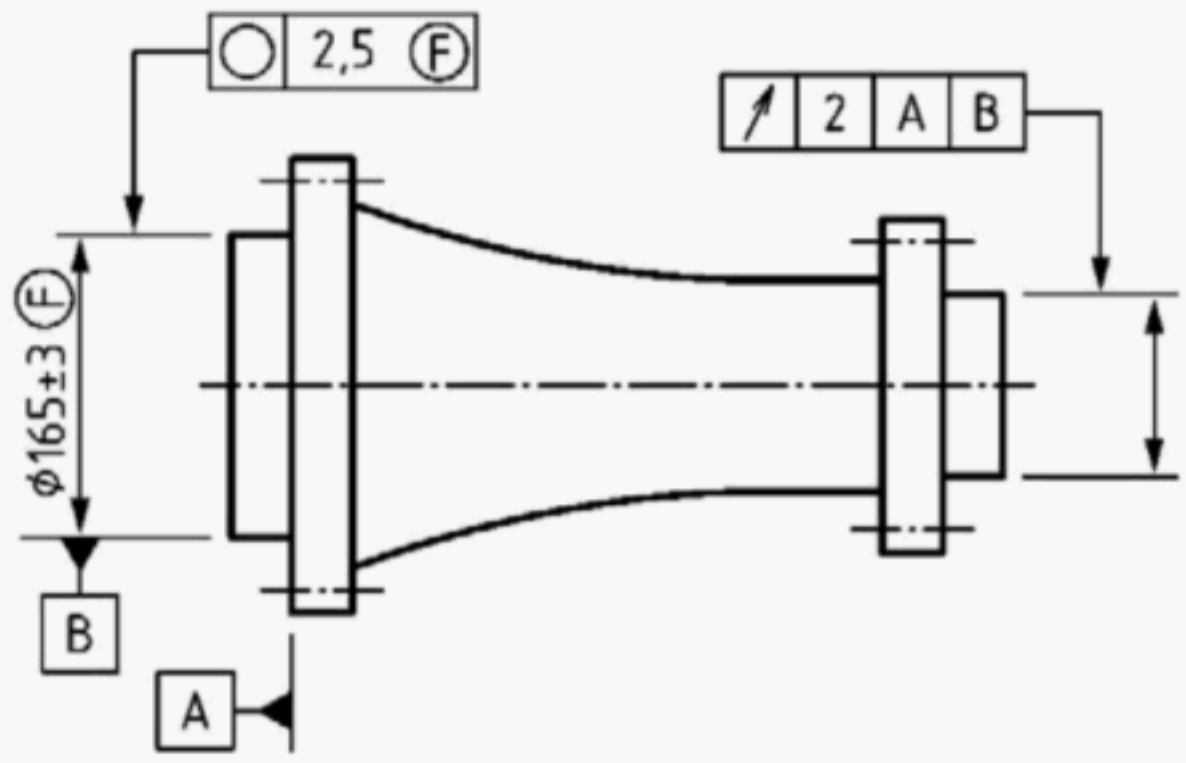
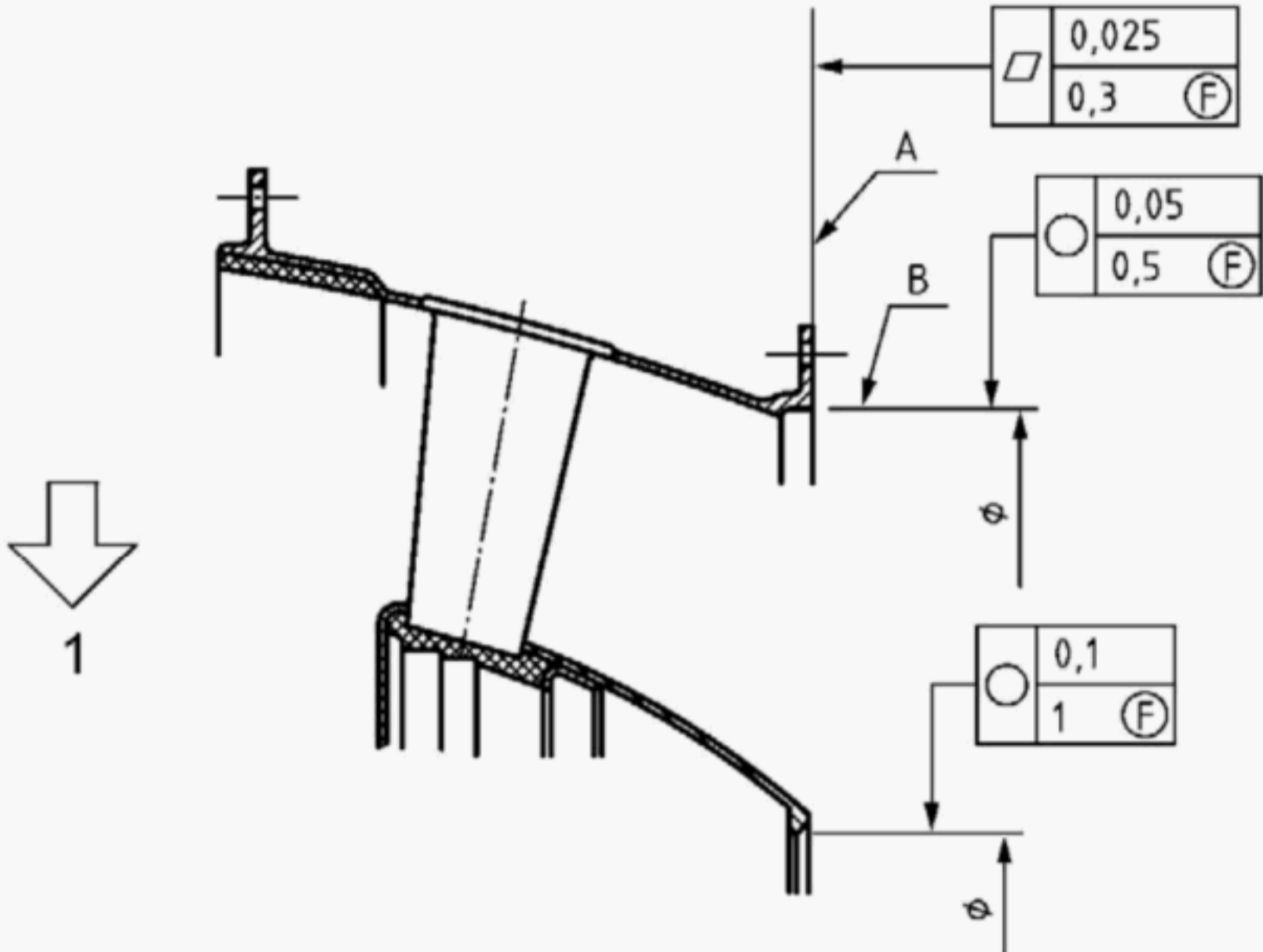
## 5 Indications on drawings

Drawings of non-rigid parts shall include the following indications as appropriate (see also Annex A):

- a) in or near the title block, the indication “ISO 10579-NR”;
- b) in a note, the conditions under which the part shall be restrained to meet the drawing requirements;
- c) geometrical tolerances allowed in the free state, with the modifying symbol  $\textcircled{F}$  included in the tolerance frame in accordance with ISO 1101;
- d) dimensional tolerances allowed in the free state, with the modifying symbol  $\textcircled{F}$  after the dimensional tolerance;
- e) the conditions under which the geometrical tolerance under free state is achieved, such as direction of gravity, orientation of the part, etc.

## Annex A (informative)

### Examples of indication and interpretation

Indication on the drawing	Interpretation
 <p><b>ISO 10579-NR</b></p> <p>Restrained condition: The surface indicated as datum A is mounted (with 64 bolts M6 tightened to a torque of 9 N·m to 15 N·m) and the feature indicated as datum B is restrained at the corresponding mating size.</p>	<p>The geometrical and dimensional tolerance, followed by the symbol (F), shall be ensured in the free state. Other tolerances apply under the conditions indicated in the note.</p>
Indication on the drawing	Interpretation
 <p><b>ISO 10579-NR</b></p> <p><b>Key</b></p> <p>1 direction of gravity</p> <p>Restrained condition: The surface indicated as surface A is mounted (with 120 bolts M20 tightened to a torque of 18 N·m to 20 N·m) and the feature indicated as surface B is restrained at the corresponding mating size.</p>	<p>The geometrical tolerance, followed by the symbol (F), shall be ensured in the free state. Other tolerances apply under the conditions indicated in the note.</p>

## Annex B (informative)

### Relation to the GPS matrix model

#### B.1 General

For full details about the GPS matrix model, see ISO/TR 14638[4].

#### B.2 Information about this standard and its use

This International Standard gives rules for dimensioning and tolerancing non-rigid parts where restraining of features is required during verification of dimensions and tolerances specified on a drawing.

#### B.3 Position in the GPS matrix model

This International Standard is a geometrical product specification (GPS) standard and is to be regarded as a global GPS standard (see ISO/TR 14638). It influences chain links 1, 2 and 3 of the chain of standards on form of line independent of datum, form of line dependent on datum, form of surface independent of datum, form of surface dependent on datum, orientation, location, circular run-out and total run-out in the general GPS matrix, as graphically illustrated in Figure B.1.

Fundamental GPS standards	Global GPS standards						
	General GPS standards						
	Chain link number	1	2	3	4	5	6
	Size						
	Distance						
	Radius						
	Angle						
	Form of line independent of datum	X	X	X			
	Form of line dependent on datum	X	X	X			
	Form of surface independent of datum	X	X	X			
	Form of surface dependent on datum	X	X	X			
	Orientation	X	X	X			
	Location	X	X	X			
	Circular run-out	X	X	X			
	Total run-out	X	X	X			
	Datums						
	Roughness profile						
	Waviness profile						
	Primary profile						
	Surface imperfections						
	Edges						

Figure B.1 — Position in the GPS matrix model

## B.4 Related standards

The related standards are those of the chains of standards indicated in Figure B.1.

BSI  
British  
Standard  
Institution

## Bibliography

- [1] ISO 2692:2006, *Geometrical product specifications (GPS) — Geometrical tolerancing — Maximum material requirement (MMR), least material requirement (LMR) and reciprocity requirement (RPR)*
- [2] ISO 5458:1998, *Geometrical Product Specifications (GPS) — Geometrical tolerancing — Positional tolerancing*
- [3] ISO 5459:1981, *Geometrical product specifications (GPS) — Geometrical tolerancing — Datums and datum-systems*
- [4] ISO/TR 14638, *Geometrical product specification (GPS) — Masterplan*







# British Standards Institution (BSI)

BSI is the independent national body responsible for preparing British Standards and other standards-related publications, information and services.

It presents the UK view on standards in Europe and at the international level.

It is incorporated by Royal Charter.

## Revisions

British Standards are updated by amendment or revision. Users of British Standards should make sure that they possess the latest amendments or editions.

It is the constant aim of BSI to improve the quality of our products and services. We would be grateful if anyone finding an inaccuracy or ambiguity while using this British Standard would inform the Secretary of the technical committee responsible, the identity of which can be found on the inside front cover.

Tel: +44 (0)20 8996 9001 Fax: +44 (0)20 8996 7001

BSI offers Members an individual updating service called PLUS which ensures that subscribers automatically receive the latest editions of standards.

Tel: +44 (0)20 8996 7669 Fax: +44 (0)20 8996 7001  
Email: [plus@bsigroup.com](mailto:plus@bsigroup.com)

## Buying standards

You may buy PDF and hard copy versions of standards directly using a credit card from the BSI Shop on the website [www.bsigroup.com/shop](http://www.bsigroup.com/shop). In addition all orders for BSI, international and foreign standards publications can be addressed to BSI Customer Services.

Tel: +44 (0)20 8996 9001 Fax: +44 (0)20 8996 7001  
Email: [orders@bsigroup.com](mailto:orders@bsigroup.com)

In response to orders for international standards, it is BSI policy to supply the BSI implementation of those that have been published as British Standards, unless otherwise requested.

## Information on standards

BSI provides a wide range of information on national, European and international standards through its Knowledge Centre.  
Tel: +44 (0)20 8996 7004 Fax: +44 (0)20 8996 7005  
Email: [knowledgecentre@bsigroup.com](mailto:knowledgecentre@bsigroup.com)

Various BSI electronic information services are also available which give details on all its products and services.  
Tel: +44 (0)20 8996 7111 Fax: +44 (0)20 8996 7048  
Email: [info@bsigroup.com](mailto:info@bsigroup.com)

BSI Subscribing Members are kept up to date with standards developments and receive substantial discounts on the purchase price of standards. For details of these and other benefits contact Membership Administration.

Tel: +44 (0)20 8996 7002 Fax: +44 (0)20 8996 7001  
Email: [membership@bsigroup.com](mailto:membership@bsigroup.com)

Information regarding online access to British Standards via British Standards Online can be found at [www.bsigroup.com/BSOL](http://www.bsigroup.com/BSOL)

Further information about BSI is available on the BSI website at [www.bsigroup.com/standards](http://www.bsigroup.com/standards)

## Copyright

Copyright subsists in all BSI publications. BSI also holds the copyright, in the UK, of the publications of the international standardization bodies. Except as permitted under the Copyright, Designs and Patents Act 1988 no extract may be reproduced, stored in a retrieval system or transmitted in any form or by any means – electronic, photocopying, recording or otherwise – without prior written permission from BSI. This does not preclude the free use, in the course of implementing the standard of necessary details such as symbols, and size, type or grade designations. If these details are to be used for any other purpose than implementation then the prior written permission of BSI must be obtained. Details and advice can be obtained from the Copyright & Licensing Manager.

Tel: +44 (0)20 8996 7070  
Email: [copyright@bsigroup.com](mailto:copyright@bsigroup.com)

### BSI Group Headquarters

389 Chiswick High Road London W4 4AL UK

Tel +44 (0)20 8996 9001  
Fax +44 (0)20 8996 7001  
[www.bsigroup.com/standards](http://www.bsigroup.com/standards)



raising standards worldwide™

Provided by IHS  
No reproduction or networking permitted without license from IHS

Not for Resale